


# ASSEMBLY INSTRUCTIONS




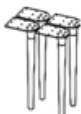







PRODUCT NAME BRINN EETTAFEL

PRODUCT SIZE : L1800 X W900 X H750 MM

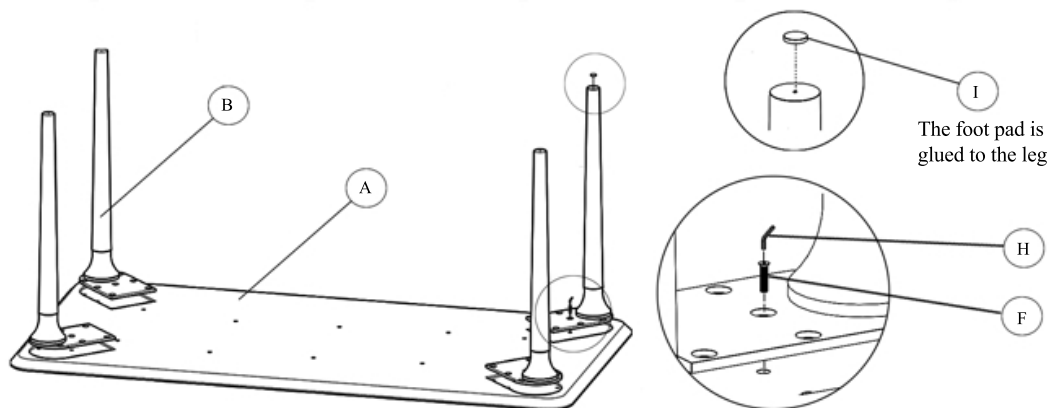


**⚠ Do not dispose of any packaging or contents from the shipping carton until the assembly is completed to prevent the accidental disposal of small parts or hardware.**

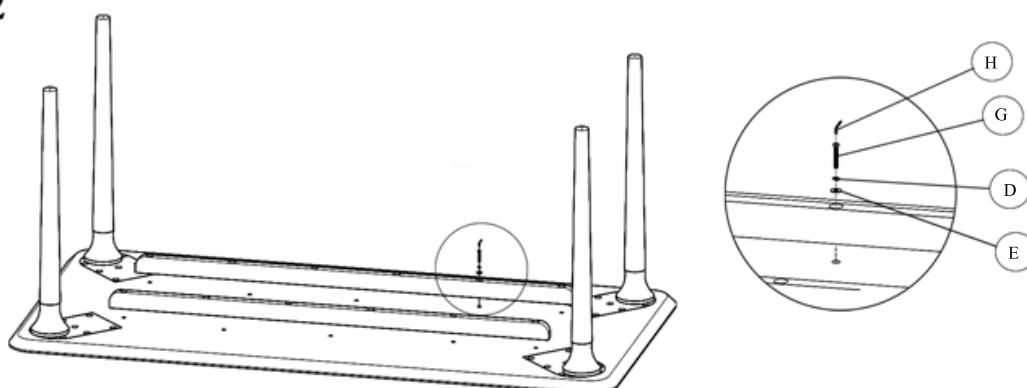
## HARDWARE CHECKLIST

Ax1 	Bx4 	Cx2 	Dx10  M8x12	Ex10  M8x16	Fx28  M8x20
Gx10  M8x55	Hx1  N5x65	Ix4  D=25			

### STEP 1



### STEP 2



**Assembly Completed** ☒

Please dispose of all packaging responsibly to contribute to environmental conservation.