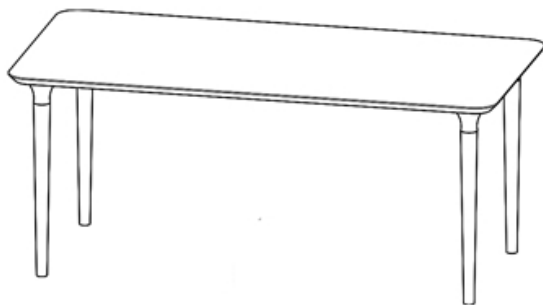


ASSEMBLY INSTRUCTIONS



PRODUCT NAME BRINN EETTAFEL


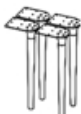







PRODUCT SIZE : L2200 X W900 X H750 MM



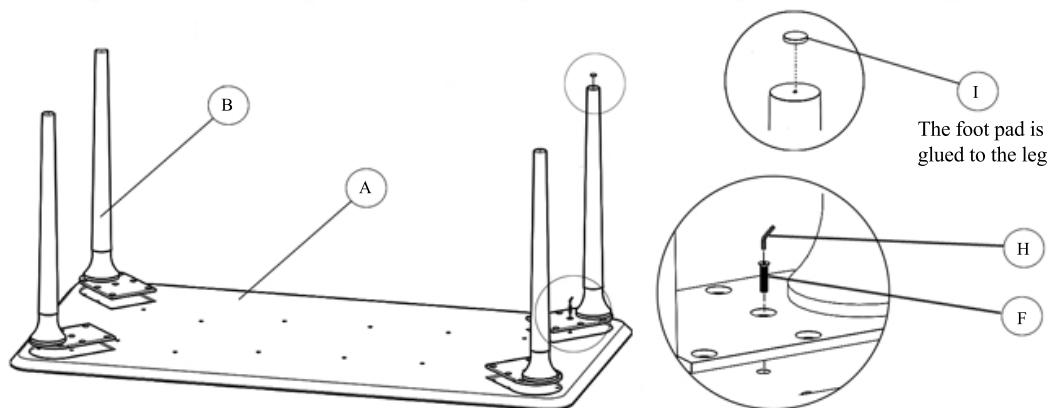
X2

⚠ Do not dispose of any packaging or contents from the shipping carton until the assembly is completed to prevent the accidental disposal of small parts or hardware.

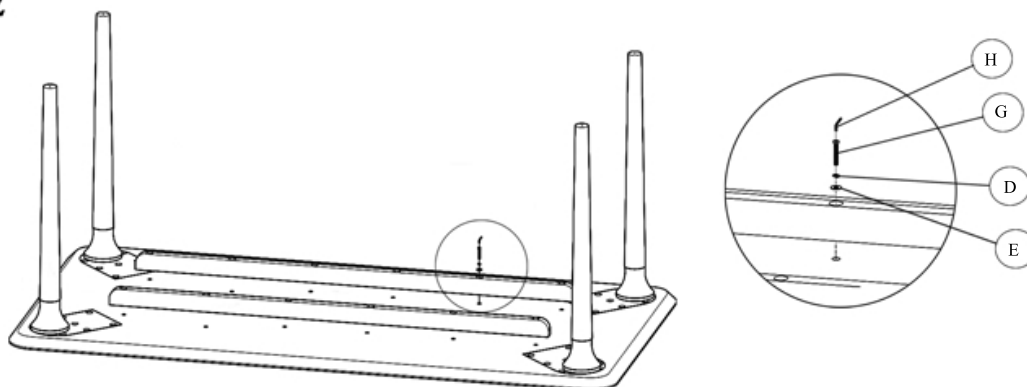
HARDWARE CHECKLIST

Ax1 	Bx4 	Cx2 	Dx12  M8x12	Ex12  M8x16	Fx28  M8x20
Gx12  M8x55	Hx1  N5x65	Ix4  D=25			

STEP 1



STEP 2



Assembly Completed ☒

Please dispose of all packaging responsibly to contribute to environmental conservation.